
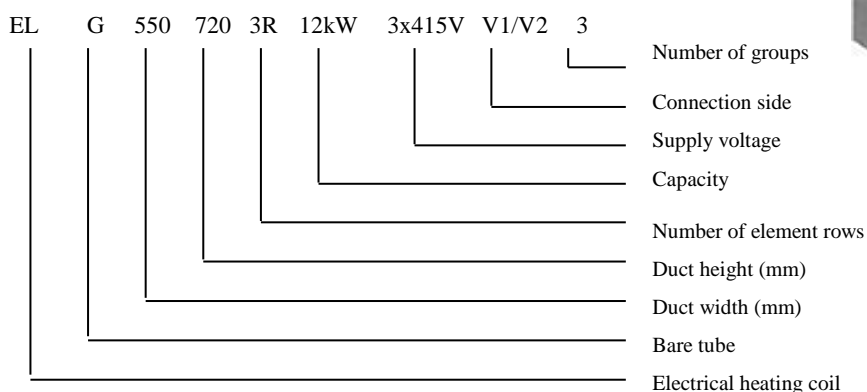


Applications

- Heating for air-conditioning or process applications
- Supplementary heating in heat recovery systems
- Suitable for duct mounting and air handling unit applications

Coil nomenclature sample

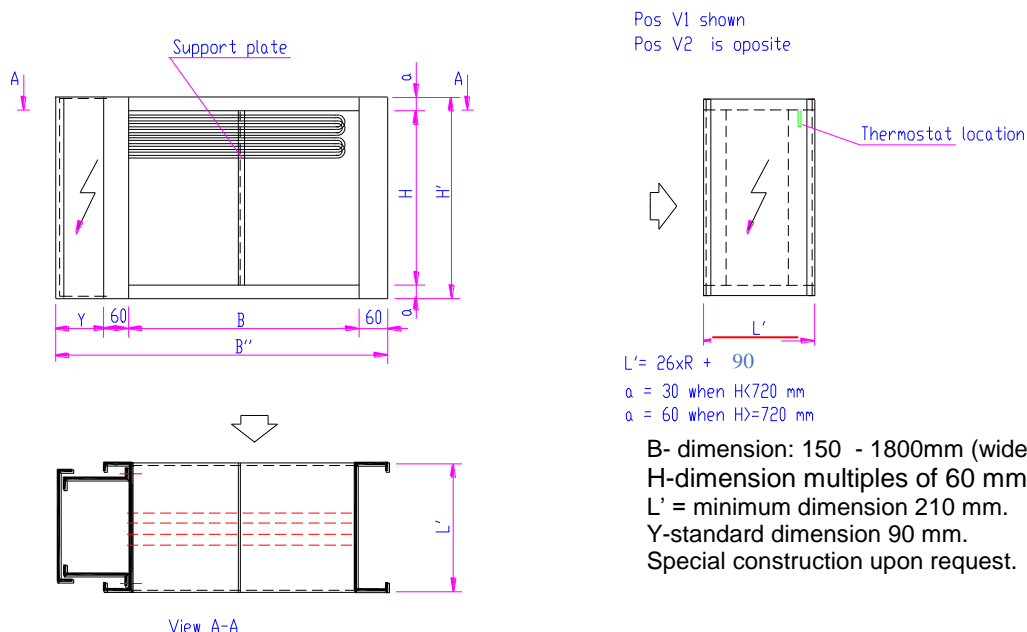


Materials

Electrical coils are supplied with SS heating elements and galvanized steel frame as standard. Other material combinations available upon request.

Dimensions

STANDARD HEATING COIL TYPE EL-G



Mail address:
POBox 54, NO-1851 Mysen, Norway

Visiting address:
Stabburveien 10, 1859 Slitu

Phone:
+47 69 84 51 00

E-mail: sales@ttc.no
WEB: www.ttc.no

Enterprise No:
NO 947 473 697 MVA

-a member of **BEIJER REF**

Design requirements

To enable us to design the correct heating coil for your requirements, we need:

Air Side:

- Air Volume
- Duty or air temperature rise required

EI-Side:

- Number of Groups
- Group Effect
- Supply Voltage

Features:

Diameter of heating element 8.5 mm.
Heat Flux = 3 W/cm²
Nominal air velocity range 2 to 10 m/s.

All TTC electrical coils are individually designed.

All groups less than 1.84 kW are for a supply voltage of 1 x 230 V.
Coils can be designed for supply voltages up to 690 V.

TTC EL-G coils include a safety thermostat with automatic reset
and a fire thermostat with manual reset.

Installation

TTC standard electrical coils are not suitable for outdoor installation.
Special heaters for outdoor installation upon request.

Standard TTC electrical coils classification is IP22 - higher classification is available upon request.

If the electrical coils are installed in areas with condensation or a risk of humidity,
which may cause short circuit, a standby heater is additionally required.

Further installation and maintenance instructions upon request.



Mail address:
POBox 54, NO-1851 Mysen, Norway

Visiting address:
Stabburveien 10, 1859 Slitu

Phone:
+47 69 84 51 00

E-mail: sales@ttc.no
WEB: www.ttc.no

Enterprise No:
NO 947 473 697 MVA

-a member of **BEIJER REF**