



ttc norge as

Steam heating coil type ST


Applications

ttc norge's steam heating coil type ST applications:

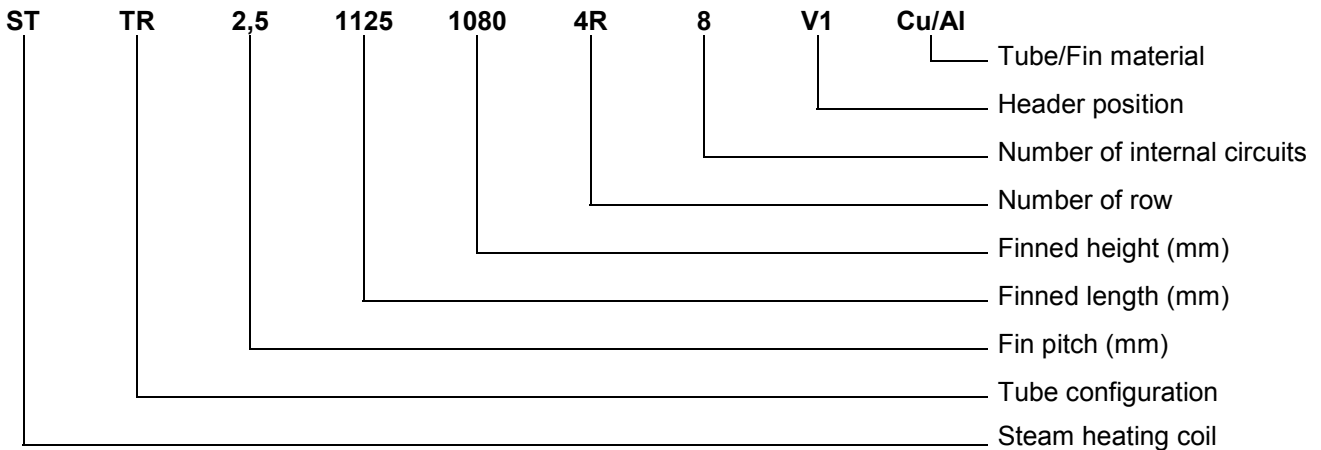
- Air heating in air conditioning or process applications using dry saturated steam.

Maximum design parameters

- ttc norge's steam heating coils have a maximum of 2 rows per section.
- Maximum working pressure/temperature with copper tubes 3 bar (415 K)
- Maximum working pressure/temperature with stainless steel tubes 24 bar (497 K)

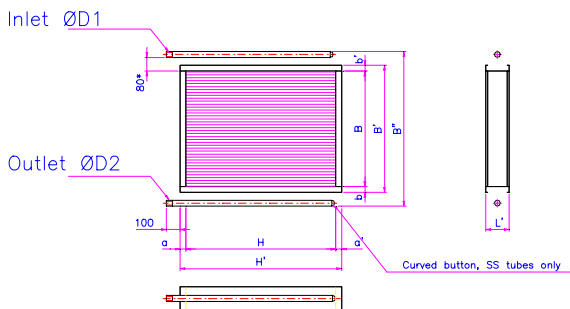


Coil nomenclature:



Dimensions

STANDARD-HEATING COIL TYPE ST Alt. 1



B-maximum dimension 6480 mm.

H-Multiples of 60 mm

maximum 1500 mm.

$L' = 30 \times R + 70$ mm

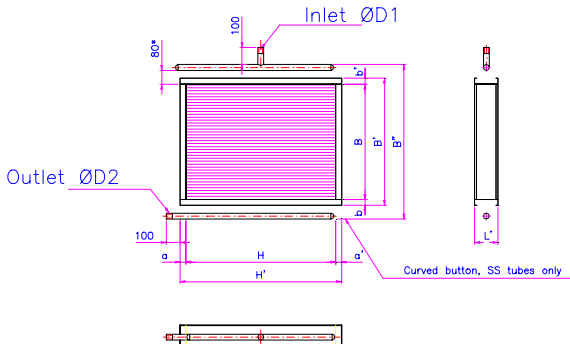
Max. 50 circuits

Circuits = $\frac{H}{60} \times R$

60

*:110 mm with stainless steel headers.

STANDARD-HEATING COIL TYPE ST Alt. 2



B-maximum dimension 6480 mm.

H-Multiples of 60 mm

maximum 1500 mm.

$L' = 30 \times R + 70$ mm Max. 50 circuits

Circuits = $\frac{H}{60} \times R$

60

*: 110 mm with stainless steel headers.



Postadresse:
Box 54, 1851 Mysen

Telefon:
69 84 51 00

Bankkonto:
6116 05 17572

Foretaksregistret:
947 473 697 MVA

Besøksadresse:
Stabburveien 10, Slitu

Telefax:
69 89 45 10

Postgiro:
0804 5216544

E-mail
sales@ttc.no

-a member of **BEIJER REF**

Steam heating coil type ST

Design requirements

To enable us to design steam coils we require the following:

Air side: Three of the following values:

- Air volume
- Air on temperature
- Air off temperature
- Duty

Steam side: One of the following values:

- Steam pressure
- Steam temperature

The heating coils are designed using advanced computer programs. A data sheet is provided upon request.

Standard connections

Connections pies are delivered as standard threaded connection pies. Material for the connections will depend on the material in the Steam heating coil.

Standard dimension:

- 1"
- 1½"
- 2½"
- 2 x 1½"
- 2 x 2½"

For higher steam pressure the headers divide into two equal parts dependent on the headers length. The connections can be requested with flange.

Installation

The steam coil should be installed in such a way that no stress is transferred to the coil tubes/headers during operation due to expansion/contraction of steam supply pipework, coil headers or tubes.